

Display light HRL 300../... LMG-IHF, HRL 400 ../... LMG-IHF, for induction lamps

Luminaire housing: Housing made of extruded aluminium. Surface aluminium-coloured. Anodised.

HRL...:

Pre-fitted wire clutch assembly for pendant wire dia. 1.2 mm. Cable strain relief device pre-fitted for connecting cable.

HRL-K...:

Pre-fitted cable hook.

Electrical equipment:

- Electronic HF operating system consisting of lamp, induction coil and HF generator, 220-240 V, 50-60 Hz
- Plug-in connector block 3x25 mm²
- Radio interference suppression in accordance with EC directives

Accessories:

- A** HRLB
Canopy
- B** HRLVL-F 300 PC
HRLVL-F 400 PC
Visor attachment, low-profile
- C** HRLVL-K 300 PC
HRLVL-K 400 PC
Visor attachment, conical
- D** HRLVL H 300 PM
Visor attachment, spherical
- E** HRLVL H 300 PC
Visor attachment, spherical
- O** HRL-IG 300
HRL-IG 400
Insect mesh

Mounting:

Wire pendant mounting HRL...:

1.2 mm dia. wire, L=2.0 m supplied. Inclusive of M 13x1 ceiling fixing with screw cap. Other wire lengths on request.

Chain pendant mounting HRL-K...:

Chain fixing with suitable accessories. Ceiling mounting accessories to be provided on site.

- J** HRL-SP 1.5 / HRL-SP 3.0
Wire pendant L = 1.5 m / 3.0 m
- K** HRL-ÖW, eyelet
- L** TRA 008, chain
- M** VLKH, carabiner

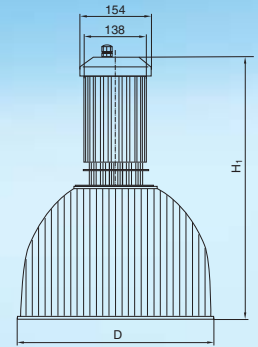
Ceiling mounting:

with the following fixing accessory

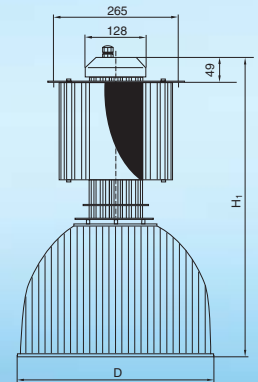
- N** HRL-DB, Ceiling bracket

Ceiling mounting accessories to be provided on site.

HRL 300/400 .../55/85 ...



HRL 400 .../165 ...



A detailed description of accessories is provided from page 561 to 563

Voltage	220 - 240 V
Protection class	IP 21
accord. to VDE 0711/0875	

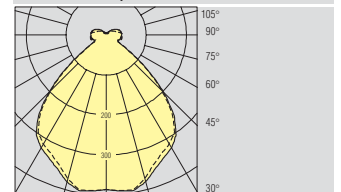


HRL(-K) ... PM/...-LMG-IHF

Reflector PM:

Transparent Plexiglas reflector with light refracting prisms for indirect light distribution, good reflection for the direct luminous flux.

HRL 300 PM/55 LMG-IHF



Quick calculation table (Reflectances: 70/ 50/ 20)

E in lux	MH in m	1 x Philips QL 55W/840 / 3500 lm									
		Room area in m ²									
		20	30	40	50	70	80	90	100		
300	1,65	4	6	7	9	11	13	14	16		
	2,15	5	6	8	9	12	14	15	17		
	2,65	5	7	9	10	13	15	16	18		
500	1,65	7	9	12	14	19	21	23	26		
	2,15	8	10	13	15	20	23	25	27		
	2,65	9	11	14	16	21	24	26	29		

Maintenance factor: 0,67

» Lighting data: www.ridi.de

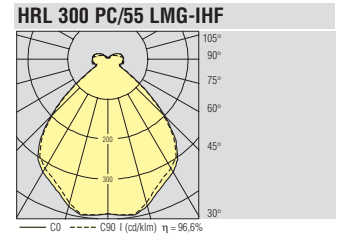
Model	Lamps	Lampholder	Dimensions [mm]		Weight [kg]	Usable accessories										Prod. code with EVG	
			D	H ₁		A	B	C	D	E	J	K	L	M	N		O
HRL 300 PM/55 LMG-IHF	1xLMG/55W	LMG-IHF	300	478	3,9	•	•	•	•	•	-	-	-	-	-	•	0320723
HRL 400 PM/85 LMG-IHF	1xLMG/85W	LMG-IHF	400	565	4,3	•	•	•	-	-	-	-	-	-	-	•	0320724
HRL 400 PM/165 LMG-IHF	1xLMG/165W	LMG-IHF	400	625	6,4	-	•	•	-	-	•	•	•	•	•	•	0320725
HRL-K 300 PM/55 LMG-IHF	1xLMG/55W	LMG-IHF	300	478	3,9	•	•	•	•	•	-	-	-	-	-	•	0320723/603
HRL-K 400 PM/85 LMG-IHF	1xLMG/85W	LMG-IHF	400	565	4,3	•	•	•	-	-	-	-	-	-	•	•	0320724/603



HRL(-K) ... PC/...-LMG-IHF

Reflector PC:

As PM, but transparent reflector made of polycarbonate, light-refracting prisms.



Quick calculation table (Reflectances: 70/ 50/ 20)

E in lux	MH in m	1 x Philips QL 55W/840 / 3500 lm									
		Room area in m²									
		20	30	40	50	70	80	90	100		
300	1.65	4	6	7	9	11	13	14	16		
	2.15	5	6	8	9	12	14	15	17		
	2.65	5	7	9	10	13	15	16	18		
500	1.65	7	9	12	14	19	21	23	26		
	2.15	8	10	13	15	20	23	25	27		
	2.65	9	11	14	16	21	24	26	29		

Maintenance factor: 0.67

►► Lighting data: www.ridi.de

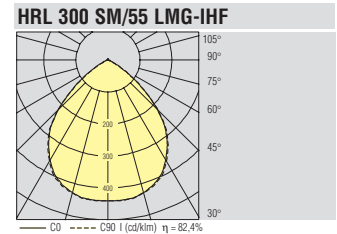
Model	Lamps	Lampholder	Dimensions [mm]		Weight [kg]	Usable accessories											Prod. code with EVG	
			D	H ₁		A	B	C	D	E	J	K	L	M	N	O		
HRL 300 PC/55 LMG-IHF	1xLMG/55W	LMG-HF	300	478	3,9	•	•	•	•	•	-	-	-	-	-	-	•	0320720
HRL 400 PC/85 LMG-IHF	1xLMG/85W	LMG-HF	400	565	4,3	•	•	•	-	-	-	-	-	-	-	-	•	0320721
HRL 400 PC/165 LMG-IHF	1xLMG/165W	LMG-HF	400	625	6,4	-	•	•	-	-	•	•	•	•	•	•	•	0320722
HRL-K 300 PC/55 LMG-IHF	1xLMG/55W	LMG-HF	300	478	3,9	•	•	•	•	•	-	-	•	•	-	•	0320720//603	
HRL-K 400 PC/85 LMG-IHF	1xLMG/85W	LMG-HF	400	565	4,3	•	•	•	-	-	-	-	•	•	-	•	0320721//603	



HRL(-K) ... SM/...-LMG-IHF

Reflector SM:

Parabolic reflector made of anodised super-purity aluminium with satin surface finish. Wide-narrow beam light distribution.



Quick calculation table (Reflectances: 70/ 50/ 20)

E in lux	MH in m	1 x Philips QL 55W/840 / 3500 lm									
		Room area in m²									
		20	30	40	50	70	80	90	100		
300	1.65	4	6	7	9	11	13	14	16		
	2.15	5	6	8	9	12	13	15	16		
	2.65	5	7	8	10	13	14	16	17		
500	1.65	7	9	12	14	19	21	23	26		
	2.15	7	10	12	15	20	22	25	27		
	2.65	8	11	13	16	21	23	26	28		

Maintenance factor: 0.67

►► Lighting data: www.ridi.de

Model	Lamps	Lampholder	Dimensions [mm]		Weight [kg]	Usable accessories											Prod. code with EVG	
			D	H ₁		A	B	C	D	E	J	K	L	M	N	O		
HRL 300 SM/55 LMG-IHF	1xLMG/55W	LMG-HF	300	478	3,9	•	•	•	•	•	-	-	-	-	-	-	-	0320554
HRL 400 SM/85 LMG-IHF	1xLMG/85W	LMG-HF	400	565	4,3	•	•	•	-	-	-	-	-	-	-	-	-	0320719
HRL 400 SM/165 LMG-IHF	1xLMG/165W	LMG-HF	400	625	6,4	-	•	•	-	-	•	•	•	•	•	•	•	0320555
HRL-K 300 SM/55 LMG-IHF	1xLMG/55W	LMG-HF	300	478	3,9	•	•	•	•	•	-	-	•	•	-	-	-	0320554//603
HRL-K 400 SM/85 LMG-IHF	1xLMG/85W	LMG-HF	400	565	4,3	•	•	•	-	-	-	-	•	•	-	-	-	0320719//603

